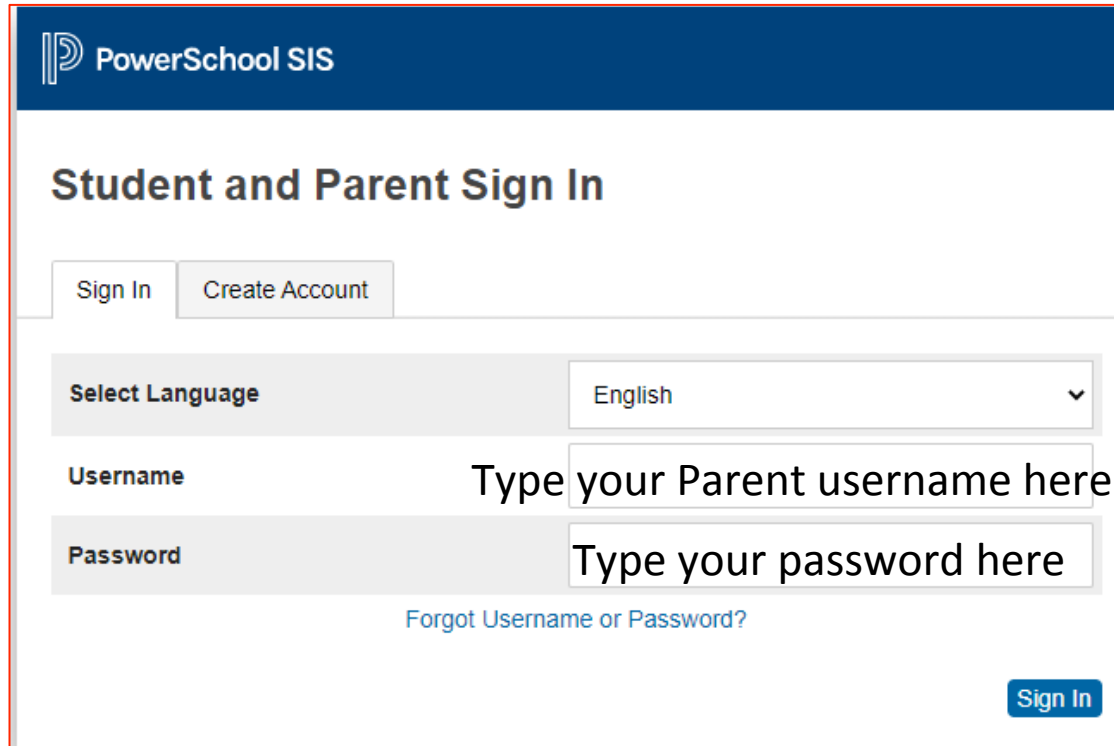


Cómo llenar el formulario del Fondo de Conectividad de Emergencia (ECF) en PowerSchool



1) Acceda a su portal de padres en PowerSchool



The image shows a screenshot of the PowerSchool SIS login page. At the top is a dark blue header with the PowerSchool SIS logo. Below the header is a section titled "Student and Parent Sign In". There are two tabs: "Sign In" (selected) and "Create Account". Below the tabs is a "Select Language" dropdown menu set to "English". There are two input fields: "Username" with the placeholder text "Type your Parent username here" and "Password" with the placeholder text "Type your password here". Below the password field is a link that says "Forgot Username or Password?". At the bottom right is a blue "Sign In" button.

PowerSchool SIS

Student and Parent Sign In

Sign In Create Account

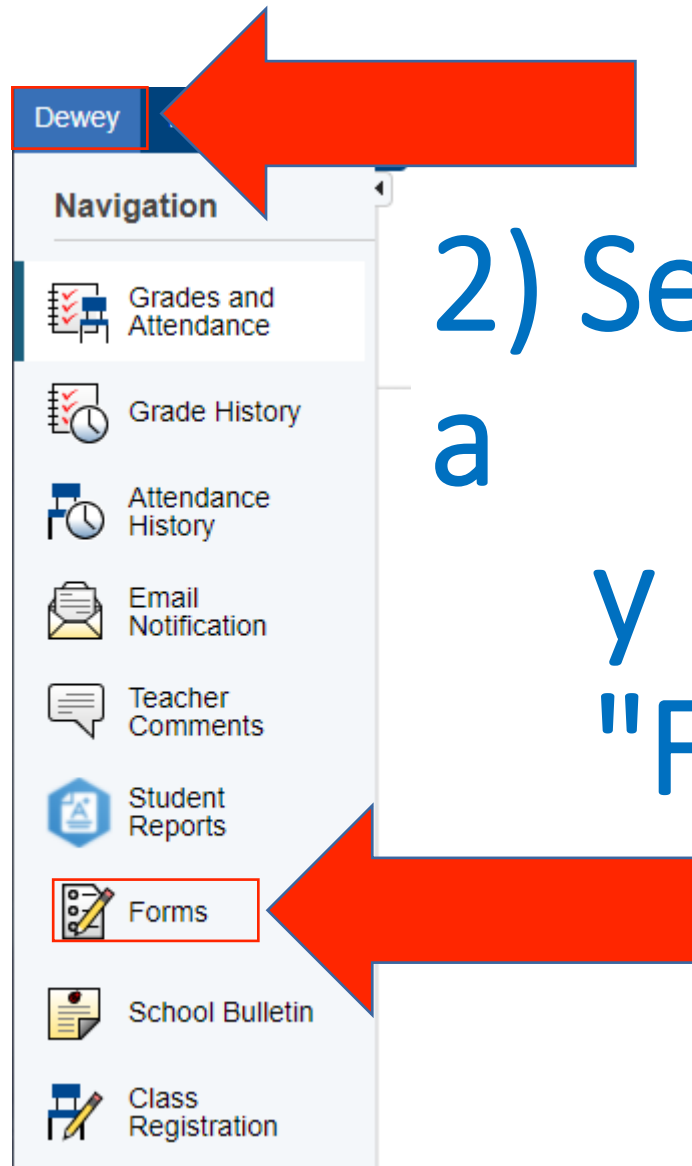
Select Language English

Username Type your Parent username here

Password Type your password here

[Forgot Username or Password?](#)

Sign In



2) Seleccione su hijo/
a
y haga clic en
"Formularios".

3) Haga clic en el formulario y siga las instrucciones

General Forms

Class Forms



Enrollment

Student Support

Forms

Search forms...

General

Status	Form Name	Form Description	Category
 Empty	Emergency Connectivity Fund (ECF)		General
 Empty	Emergency Information	Students in the Elizabeth Public Schools shall have an annual physical examination performed at least one time during each developmental stage. Parents are encouraged to take their children to their private physician. The report of such private examination must be recorded on the health record of the Elizabeth Public Schools. The forms may be obtained by request from the school nurse. The school physical includes a genitalia exam for boys completed by the school physician. Physical examinations begin in September. By law, every student between the ages of 10 and 18 is	General

Inicie la sesión en PowerSchool para comenzar

